




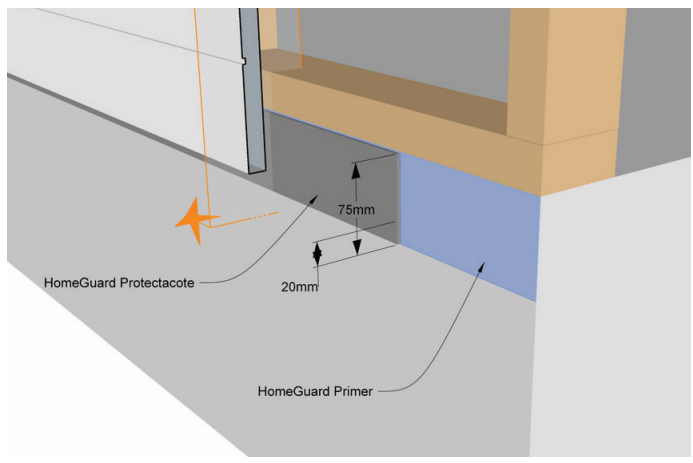



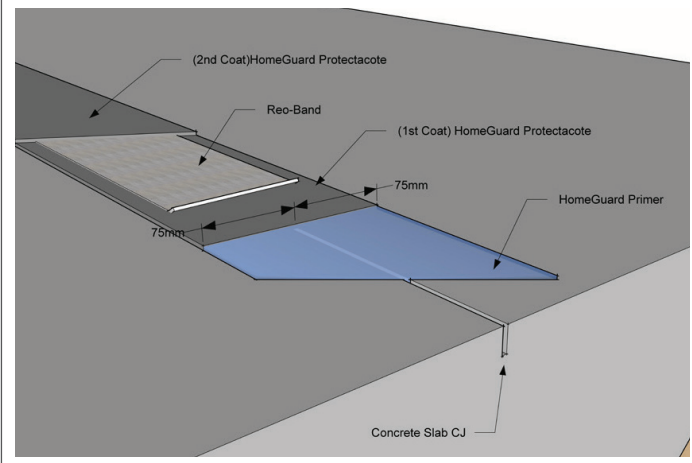


Protectacote

HomeGuard® Protectacote and Primer provide total termite protection for awkward places.

HomeGuard® Protectacote is a high impact, acrylic polymer latex, and termiticidal paint product which contains Bifenthrin. It is approved in accordance with AS 3660.1 and AS 3660.3 – Termite Management. The purpose of HomeGuard Protectacote paint is to deter termites from gaining concealed access so as to provide whole of building protection.



STEP 1	<p>ALWAYS prepare surface and apply HomeGuard® Protectacote Primer</p> 	
<p>Non Construction Joint</p>		
STEP 2		<p>Apply HomeGuard® Protectacote Termite and Waterproof Barrier</p>
STEP 3		<p>Apply 2nd & 3rd coat of HomeGuard® Protectacote Termite and Waterproof Barrier</p>
		
<p>Construction Joint</p>		
STEP 2		<p>Apply HomeGuard® Protectacote Termite and Waterproof Barrier</p>
STEP 3		<p>Install non-woven fiberglass cloth</p>
STEP 4		<p>Apply 2nd & 3rd coat of HomeGuard® Protectacote Termite and Waterproof Barrier</p>
		

721021

Please always refer to the HomeGuard® Protectacote Manual for further information