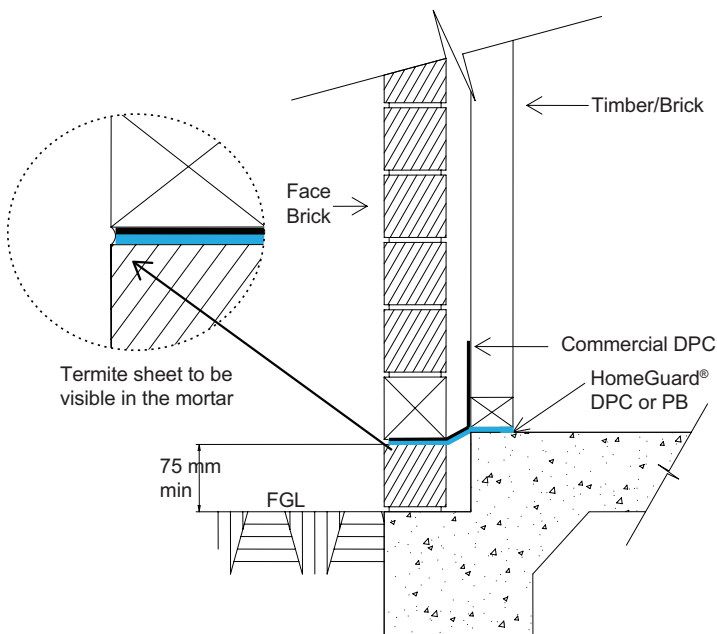


## Installation of HomeGuard® Termite Sheet in Mortar

When installing HomeGuard® sheet material in a brick wall it is important to ensure the HomeGuard® sheet is always visible within the mortar.

The key reason for this is Termites can forage through mortar, so the sheet material needs to be visible to prevent potential concealed entry of termites to the building.

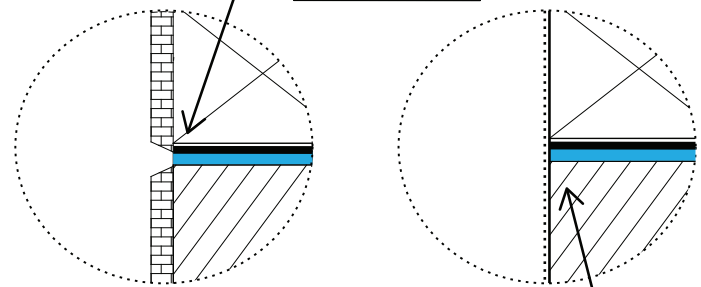
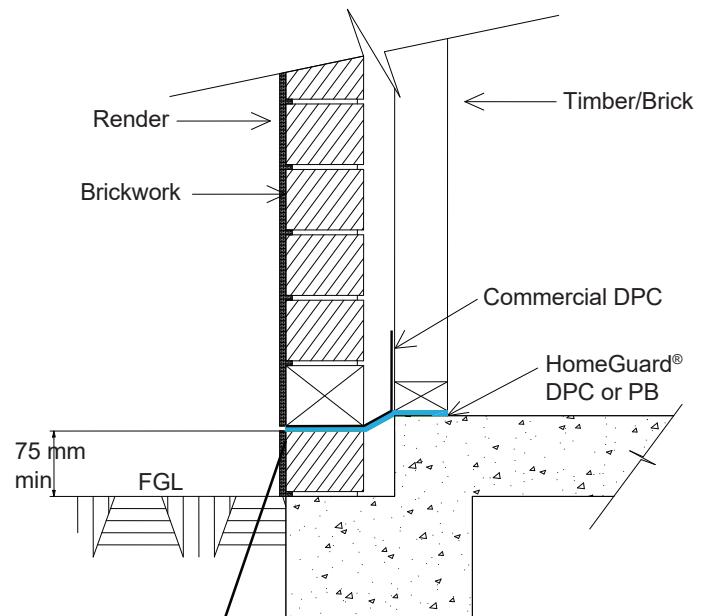
### Perimeter cavity detail – single rebate



HomeGuard® sheet to be visible in the mortar.

### Perimeter cavity detail – Render

When the wall is rendered strike a line in the render to reveal the HomeGuard® sheet.



Bagged masonry does not require a strike joint

*NB. Only rendered walls require a strike joint.  
Bagged walls do not require a strike joint*



Certified



Manufactured in Australia

Please always refer to the HomeGuard® Installation Manual for further information